






















































CORTE 01 - REDE DE DUTOS

Escala: 1:25



CORTE 03 - EXAUSTÃO BWC

Escala: 1:25

